

Tooele County November 3, 2020 General Election Canvassed Results





U.S. PRESIDENT AND VICE PRESIDENT

PRECINCTS	VOTERS	BALLOTS CAST	BROCK PIERCE KARLA BALLARD	KANYE WEST MICHELLE TIDBALL	DEM-JOSEPH R. BIDEN KAMALA D. HARRIS	CON-DON BLANKENSHIP WILLIAM MOHR	LIB-JO JORGENSEN JEREMY COHEN	JOE MCHUGH ELIZABETH STORM
DUG-01	123	101	0	0	27	0	4	0
DUG-02	32	27	0	0	9	0	3	0
ERD-01:1	8	17	0	0	1	0	1	0
ERD-01:2	130	113	0	0	34	0	3	0
ERD-02:1	0	0	0	0	0	0	0	0
ERD-02:2	0	0	0	0	0	0	0	0
ERD-02:3	0	0	0	0	0	0	0	0
ERD-02:4	2	4	0	0	0	0	0	0
G-01:1	917	835	0	6	132	3	30	2
G-01:2	127	108	1	0	14	0	3	0
G-01:3	56	50	0	0	8	0	1	0
G-02:1	1083	943	1	2	165	8	20	3
G-03:1	1558	1435	1	6	246	9	22	2
G-04:1	1129	982	1	5	202	2	36	2
G-04:2	9	9	0	0	1	0	0	0
G-05	1012	900	1	1	207	5	17	4
G-06	982	890	3	4	162	9	24	2
IBA	36	32	0	0	4	0	0	0
LINC:1	378	330	0	1	91	1	5	0
LP-01:1	929	847	1	6	219	11	30	2
LP-02:1	360	331	1	0	60	8	19	2
OPHIR	20	14	0	0	4	0	0	0
RV-01:1, RV-01:2	323	279	0	1	41	3	1	0
SP-01	1182	1065	2	3	325	4	18	6
SP-02	1004	939	2	6	342	4	21	3
SP-03	1208	1060	2	5	347	8	44	2
SP-04	1001	903	5	8	285	4	29	3
SP-05	859	776	2	4	287	5	23	1
SP-06	492	434	0	4	130	7	18	2
SP-07	1032	923	1	3	334	2	33	3
STK-01:1-01:2	250	234	1	2	66	2	10	0
STK-02:1-02:2	774	696	0	3	107	2	13	2
T-01	640	576	1	0	181	4	18	0
T-02	612	533	2	0	223	3	13	0
T-03:1-03:2	598	562	0	4	211	4	20	1
T-04:1-04:2	977	889	1	5	257	0	15	0
T-05	607	478	2	3	188	2	6	4
T-06	538	444	0	2	151	1	13	1
T-07	608	482	1	4	173	3	13	0
T-08	672	556	2	1	176	1	17	1
T-09	1006	872	3	3	286	1	40	3

U.S. PRESIDENT AND VICE PRESIDENT

T-10	985	847	1	6	266	4	24	1
T-11	536	477	1	1	134	1	12	1
T-12	686	620	1	2	194	4	24	0
T-13	665	566	0	0	165	4	17	3
T-14	1036	878	3	4	284	8	51	1
T-15	1075	956	3	8	260	5	40	1
T-16	1131	943	2	8	307	5	51	1
T-17	1047	902	1	7	228	4	24	1
T-18	896	726	4	3	248	6	28	5
T-19	683	596	3	2	181	4	21	3
T-20	720	612	1	0	162	5	16	3
T-21	1140	963	5	9	304	6	22	7
TERRA	68	61	0	0	13	0	0	0
VERN-01:1-01:2	160	143	0	1	16	0	1	0
WEND	212	145	0	0	64	0	4	0
ERD-10:0	406	372	0	2	87	1	9	0
ERD-11:0	400	363	0	4	81	0	4	0
ERD-12:0	0	0	0	0	0	0	0	0
ERD-13:0	1239	1127	1	3	233	8	25	3
ERD-14:0	37	32	0	0	6	0	1	0
G-15:0	2	2	0	0	0	0	0	0
G-16:0	106	89	0	0	14	0	1	0
LP-17:0	1	1	0	0	0	0	0	0
COUNTY TOTALS	36505	32090	63	152	8943	181	958	81
STATE OF UTAH)						
		SS)						
COUNTY OF TOOELE)						

I, Marilyn K. Gillette, Tooele County Clerk, in and for said County, do hereby certify that the foregoing is a full, true and correct abstract of the vote of this County at the 2020 General Election held in this County November 3, 2020 as made out and entered upon the record of the Board of Canvassers, so far as the same relates to the offices named above. Date: November 16, 2020

Signed:		Signed:		Signed:		Signed:	
	Commissioner		Commissioner		Commissioner		County Clerk

U.S. PRESIDENT AND VICE PRESIDENT			U.S. HOUSE DISTRICT #2			GOVERNOR AND LT. GOVERNOR	
GRN-HOWIE HAWKINS ANGELA WALKER	GLORIA LA RIVA	REP-DONALD J. TRUMP MICHAEL R. PENCE	DEM KAEL WESTON	REP CHRIS STEWART	LIB J. ROBERT LATHAM	DEM-CHRIS PETERSON KARINA BROWN	IAP-GREG DUERDEN WAYNE HILL
0	0	67	22	68	6	21	0
0	0	15	9	16	2	6	2
0	0	15	2	15	0	1	0
1	0	73	28	75	5	23	2
0	0	0	0	0	0	0	0
0	0	0	0	0	0	0	0
0	0	0	0	0	0	0	0
0	0	4	0	2	1	0	0
0	2	646	105	653	34	102	24
0	0	89	13	81	5	15	2
0	0	41	8	37	3	8	2
4	0	725	136	712	48	127	20
4	1	1132	205	1128	29	179	30
1	2	720	159	716	52	151	30
0	0	8	0	7	0	0	0
2	2	650	165	669	33	147	21
3	1	665	132	669	34	122	20
0	0	28	2	26	0	3	1
2	1	222	83	218	12	79	2
2	1	555	200	543	62	169	18
1	0	231	50	251	19	46	17
0	0	10	2	10	1	4	0
0	0	230	40	223	5	45	5
4	2	676	266	695	47	228	16
0	2	542	293	569	37	272	13
4	0	627	313	622	54	286	25
4	0	552	228	587	40	223	8
2	0	435	264	455	35	260	15
2	0	259	102	289	27	102	6
1	2	524	292	546	41	250	14
0	0	151	59	146	14	49	6
0	0	558	96	533	30	79	30
0	1	359	150	370	33	137	4
2	0	282	184	286	29	168	5
1	0	314	174	343	13	147	5
4	0	589	212	613	27	214	20
0	0	264	171	263	23	164	13
1	0	269	141	261	22	127	12
1	1	280	151	280	24	147	8
1	0	354	152	344	30	132	9
1	1	506	242	513	58	223	18

GOVERNOR AND LT. GOVERNOR		ATTORNEY GENERAL			STATE AUDITOR			STATE TREASURER		
REP-SPENCER J. COX DEIDRE M. HENDERSON	LIB-DANIEL RHEAD COTTAM BARRY EVAN SHORT	LIB-RUDY J. BAUTISTA	DEM-GREG SKORDAS	REP-SEAN D. REYES	REP-JOHN 'FRUGAL' DOUGALL	CON-JEFFREY L. OSTLER	UUP-BRIAN L. FABBI	CON-RICHARD PROCTOR	REP-DAVID DAMSCHEN	LIB-JOSEPH SPECIALE
68	7	7	22	70	70	9	14	6	70	17
18	1	3	7	17	17	4	4	3	14	8
15	0	1	5	11	16	1	0	3	13	1
81	3	4	31	72	76	10	16	12	77	12
0	0	0	0	0	0	0	0	0	0	0
0	0	0	0	0	0	0	0	0	0	0
0	0	0	0	0	0	0	0	0	0	0
4	0	0	0	4	4	0	0	0	3	1
613	28	44	133	626	651	93	39	88	632	61
78	1	5	17	84	80	17	7	9	83	9
35	2	3	11	36	38	8	2	8	36	4
696	54	46	165	705	726	111	43	106	700	77
1114	34	53	223	1112	1141	138	60	121	1134	80
683	50	67	198	682	720	110	70	118	681	100
7	0	1	1	6	8	0	0	1	7	0
638	27	45	192	630	677	99	58	98	647	84
647	42	40	147	681	693	108	41	99	667	74
27	0	0	6	26	24	5	0	5	23	0
224	11	20	86	218	234	36	40	33	235	42
575	44	68	201	553	578	128	73	112	565	97
232	18	32	57	234	232	58	24	58	235	23
9	0	0	3	10	10	1	2	2	9	2
210	5	10	58	206	216	31	12	29	211	18
720	49	79	259	685	732	138	94	115	705	136
580	30	47	302	565	651	115	76	87	646	104
646	40	63	300	646	729	143	74	98	724	124
596	35	38	254	573	657	102	73	77	636	115
454	33	38	281	438	511	108	92	93	512	98
285	25	31	109	279	303	60	30	44	303	49
581	40	69	281	547	621	117	100	110	600	140
159	10	23	58	150	178	33	12	35	154	35
502	39	37	111	522	553	63	36	68	522	59
384	30	42	157	360	402	72	44	62	382	71
314	19	38	201	277	337	91	47	64	332	81
362	18	17	196	333	404	69	29	65	382	52
593	26	46	273	548	641	101	78	107	617	89
254	23	34	172	259	290	86	60	89	264	77
261	24	40	140	254	302	64	45	71	270	68
282	24	38	160	265	313	88	42	87	279	74
347	31	39	164	328	387	71	44	65	354	83
530	44	68	255	513	550	136	90	97	538	141

TOOELE COUNTY	TOOELE COUNTY	TOOELE COUNTY	LOCAL SCHOOL BOARD DISTRICT #1		LOCAL SCHOOL	LOCAL SCHOOL	LOCAL SCHOOL BOARD DISTRICT #4		JOHN MACK DOWN JUDICIAL RETENTION		CONSTITUTIONAL AMENDMENT A	
REP-JAKE PARKINSON	REP-JERRY M. HOUGHTON	REP-MICHAEL J. JENSEN	ALBERT G BOTTEMA	ROBERT (BOB) GOWANS	JULIA HOLT	SCOTT BRYAN	VALAREE (ALLEN) SHIELDS	MARESA MANZIONE	YES	NO	FOR	AGAINST
85	84	85	0	0	0	0	0	0	53	32	50	48
21	20	22	0	0	0	0	0	0	17	5	15	10
17	14	17	0	0	0	0	12	5	13	4	5	11
87	83	86	0	0	0	0	58	40	56	39	48	59
0	0	0	0	0	0	0	0	0	0	0	0	0
0	0	0	0	0	0	0	0	0	0	0	0	0
0	0	0	0	0	0	0	0	0	0	0	0	0
2	2	4	0	0	0	0	0	0	2	0	2	1
716	718	718	0	0	0	0	0	0	464	235	257	539
97	96	97	0	0	0	0	0	0	72	27	33	70
42	43	44	0	0	0	0	0	0	35	7	19	30
828	830	834	0	0	0	0	0	0	601	222	336	575
1275	1275	1281	0	0	0	0	0	0	851	385	517	865
838	837	837	0	0	0	0	0	0	588	256	365	586
6	5	5	0	0	0	0	0	0	4	1	4	5
783	778	778	0	0	0	0	0	0	573	209	369	495
768	770	763	0	0	0	0	0	0	550	218	361	502
27	28	28	0	0	0	0	0	0	20	5	7	23
265	264	265	0	0	0	253	0	0	208	92	166	161
700	698	703	0	0	0	0	0	0	488	233	377	442
274	275	272	0	0	0	0	0	0	197	98	132	192
7	9	13	0	0	0	0	0	0	10	3	5	8
243	250	245	0	0	0	0	0	0	183	69	88	182
880	882	885	0	0	0	0	0	0	612	300	552	472
763	766	765	0	0	0	0	0	0	544	262	508	396
875	879	878	0	0	0	0	0	0	597	308	511	495
747	748	752	0	0	0	0	0	0	538	239	437	436
626	628	630	0	0	0	0	0	0	429	219	431	321
359	364	361	0	0	0	0	0	0	238	136	208	212
776	774	780	0	0	0	0	0	0	540	248	429	457
208	203	206	0	0	0	0	0	0	143	62	105	124
594	590	583	0	0	0	0	0	0	430	158	231	444
483	484	485	0	0	456	0	0	0	364	157	275	286
445	444	450	0	0	435	0	0	0	343	135	284	231
455	451	459	0	0	464	0	0	0	354	139	290	253
746	739	763	0	0	724	0	0	0	579	217	435	425
378	384	393	0	0	369	0	0	0	286	139	229	224
363	371	369	0	0	346	0	0	0	284	125	215	215
393	394	404	0	0	0	375	0	0	284	137	219	241
455	459	463	0	0	440	0	0	0	323	168	250	274
701	699	708	0	0	0	626	0	0	474	262	400	419

STATE HOUSE DISTRICT #21		STATE HOUSE DISTRICT #68			STATE SCHOOL BOARD DISTRICT #3		COUNTY COUNCIL	COUNTY COUNCIL DISTRICT #3		COUNTY COUNCIL DISTRICT #4		
REP-DOUGLAS SAGERS	DEM-STORMY D. SIMON	CON-KIRK D PEARSON	REP-MERRILL NELSON	DEM-AMIEE O FINSTER	REP-MATT HYMAS	DEM-BRETT GARNER	REP-SCOTT WARDLE	DEM-JEFF SAUNDERS	REP-TYE HOFFMANN	DEM-BRENDA SPEARMAN	REP-JARED HAMNER	CON-JONATHAN D. GARRARD
0	0	11	62	25	67	26	0	0	0	0	0	0
0	0	1	18	8	16	11	0	0	0	0	0	0
0	0	0	14	3	15	2	0	4	13	0	0	0
0	0	6	76	26	71	30	0	0	0	31	68	6
0	0	0	0	0	0	0	0	0	0	0	0	0
0	0	0	0	0	0	0	0	0	0	0	0	0
0	0	0	0	0	0	0	0	0	0	0	0	0
2	2	0	0	0	2	2	0	0	0	2	2	0
0	0	67	628	96	642	143	0	0	0	0	0	0
0	0	11	78	12	85	17	0	0	0	0	0	0
0	0	8	35	6	36	11	0	0	0	0	0	0
0	0	74	716	116	708	176	0	0	0	0	0	0
0	0	83	1145	144	1119	238	0	0	0	0	0	0
0	0	81	708	142	691	221	0	0	0	0	0	0
0	0	0	7	1	6	2	0	0	0	0	0	0
0	0	78	662	122	644	192	0	0	0	0	0	0
0	0	66	655	129	668	174	0	0	0	0	0	0
0	0	4	25	1	27	2	0	0	0	0	0	0
216	102	0	0	0	225	91	0	0	0	116	173	28
0	0	162	479	156	563	227	0	0	0	225	438	148
0	0	122	160	43	250	57	0	0	0	64	177	82
0	0	1	10	3	9	4	0	0	0	0	0	0
0	0	22	215	32	212	56	0	0	0	0	0	0
676	339	0	0	0	703	295	0	0	0	391	558	62
546	344	0	0	0	550	325	0	0	0	388	458	57
0	0	105	629	257	621	355	0	0	0	423	509	77
0	0	75	563	215	578	270	0	0	0	342	465	58
0	0	62	439	248	452	290	0	0	0	329	381	43
285	127	0	0	0	287	119	0	0	0	126	271	18
0	0	76	538	257	548	313	0	0	0	426	401	50
0	0	16	159	53	151	75	0	0	0	0	0	0
0	0	49	528	80	526	125	0	0	0	0	0	0
361	195	0	0	0	369	174	0	0	0	0	0	0
285	225	0	0	0	293	205	0	0	0	0	0	0
321	211	0	0	0	325	198	0	0	0	0	0	0
567	284	0	0	0	575	259	0	0	0	0	0	0
263	191	0	0	0	262	184	0	0	0	0	0	0
253	174	0	0	0	270	147	0	0	0	0	0	0
277	182	0	0	0	277	179	0	179	280	0	0	0
326	196	0	0	0	345	171	0	0	0	0	0	0
510	300	0	0	0	523	281	0	320	489	0	0	0

CONSTITUTIONAL AMENDMENT B		CONSTITUTIONAL AMENDMENT C		CONSTITUTIONAL AMENDMENT D		CONSTITUTIONAL AMENDMENT E		CONSTITUTIONAL AMENDMENT F		CONSTITUTIONAL AMENDMENT G		PROPOSITION #1 TOOELE COUNTY		PROPOSITION #2 TOOELE COUNTY		BOE TOOELE COUNTY SCHOOL BOND	
FOR	AGAINST	FOR	AGAINST	FOR	AGAINST	FOR	AGAINST	FOR	AGAINST	FOR	AGAINST	FOR	AGAINST	FOR	AGAINST	FOR	AGAINST
74	22	73	21	57	33	83	14	58	32	58	36	43	50	34	62	55	39
23	2	22	3	10	15	19	7	20	5	16	10	10	16	9	17	14	11
13	3	9	7	8	9	15	2	11	6	13	4	3	14	3	14	8	9
81	21	79	23	61	38	88	17	70	28	59	43	47	62	48	61	86	19
0	0	0	0	0	0	0	0	0	0	0	0	0	0	0	0	0	0
0	0	0	0	0	0	0	0	0	0	0	0	0	0	0	0	0	0
0	0	0	0	0	0	0	0	0	0	0	0	0	0	0	0	0	0
2	0	1	1	1	1	3	0	4	0	2	1	0	2	2	1	1	1
557	228	504	277	292	476	681	116	429	329	373	406	224	586	217	593	353	439
64	36	55	48	31	70	87	18	43	59	36	66	19	86	23	82	36	66
34	14	37	11	13	36	36	13	17	31	17	32	13	36	14	35	16	32
674	213	590	297	433	443	783	125	536	331	474	421	266	646	268	647	437	460
1014	345	942	424	638	691	1181	198	811	512	660	694	465	931	385	1013	804	578
667	254	632	296	375	535	816	133	514	386	458	466	300	656	260	700	464	473
6	3	5	4	1	8	8	1	6	2	3	6	2	6	1	7	4	4
666	177	612	242	409	426	764	99	524	296	462	380	261	611	246	624	460	391
648	190	607	240	399	432	739	117	502	319	436	405	272	597	256	610	500	356
17	13	13	18	9	20	27	4	13	16	12	20	10	20	10	19	15	15
233	88	234	93	134	184	255	66	179	129	146	173	42	286	54	271	148	176
605	195	609	198	358	433	682	132	471	303	416	381	197	637	180	656	406	413
228	87	216	103	142	172	255	63	181	132	125	196	63	264	38	288	137	186
8	4	6	6	5	8	12	1	8	5	5	8	3	10	2	11	4	9
185	83	177	86	82	177	225	44	136	120	120	140	55	215	52	218	89	180
792	208	789	216	518	433	826	179	623	333	549	442	365	675	297	738	610	401
688	196	729	173	479	373	673	218	535	309	477	416	300	625	276	650	571	345
769	209	798	189	545	407	795	202	623	326	549	439	408	624	371	656	657	364
671	174	675	175	473	342	689	163	532	281	464	381	351	530	296	587	552	309
554	170	596	137	393	311	561	179	474	230	394	335	235	519	204	553	430	318
324	91	334	84	222	174	341	73	242	148	240	169	192	232	151	274	281	138
686	182	680	191	486	353	715	158	536	289	504	361	369	532	314	589	614	278
184	39	163	66	104	121	199	31	140	79	149	78	66	165	60	170	88	139
482	166	428	221	269	377	576	87	352	280	310	339	203	482	204	478	283	374
413	128	417	140	266	273	433	116	319	216	307	246	204	356	182	378	264	297
376	129	383	130	238	263	398	116	283	205	304	201	150	372	142	380	232	292
419	114	427	109	270	239	414	119	326	177	270	260	185	359	200	349	250	294
668	185	631	217	426	413	679	178	512	311	443	411	275	598	263	608	387	470
334	111	323	127	189	249	363	86	245	187	270	178	132	331	122	340	163	293
300	122	305	124	165	251	326	100	240	176	241	183	107	330	105	329	177	251
339	109	315	142	198	252	378	80	247	196	273	180	129	338	136	334	184	281
378	137	368	148	230	274	417	105	277	229	311	209	132	398	112	420	225	304
626	174	610	196	427	351	679	138	491	282	467	349	290	548	274	566	428	398

PRECINCTS	VOTERS	BALLOTS CAST	John A. Pearce Judicial Retention		David N. Mortensen Judicial Retention		Diana Hagen Judicial Retention		Gregory Keith Orme Judicial Retention		Jill M. Pohlman Judicial Retention		Michele M. Christiansen Forster Judicial Retention		Ryan M. Harris Judicial Retention		Andrew H. Stone Judicial Retention	
			YES	NO	YES	NO	YES	NO	YES	NO	YES	NO	YES	NO	YES	NO	YES	NO
DUG-01	123	101																
DUG-02	32	27	63	21	61	23	65	18	63	20	65	18	64	19	57	24	60	22
ERD-01:1	8	17	20	3	23	1	22	1	22	1	22	1	23	0	18	4	20	3
ERD-01:2	130	113	14	3	14	3	15	2	15	2	15	2	15	2	14	3	14	3
ERD-02:1	0	0	85	10	82	12	85	8	81	13	86	8	84	9	77	16	84	10
ERD-02:2	0	0	0	0	0	0	0	0	0	0	0	0	0	0	0	0	0	0
ERD-02:3	0	0	0	0	0	0	0	0	0	0	0	0	0	0	0	0	0	0
ERD-02:4	2	4	0	0	0	0	0	0	0	0	0	0	0	0	0	0	0	0
G-01:1	917	835	4	0	4	0	3	1	3	1	4	0	3	1	4	0	4	0
G-01:2	127	108	551	146	534	164	550	152	525	172	551	151	543	156	514	185	529	170
G-01:3	56	50	75	22	74	23	72	28	74	26	72	27	74	25	73	26	73	26
G-02:1	1083	943	34	9	33	10	33	12	33	11	35	9	34	10	35	9	34	10
G-03:1	1558	1435	648	165	628	175	644	169	637	172	650	157	638	170	609	196	642	166
G-04:1	1129	982	993	231	959	263	997	223	956	259	987	228	963	250	917	293	974	240
G-04:2	9	9	651	182	626	202	663	175	619	218	638	194	640	193	602	232	626	210
G-05	1012	900	4	1	4	1	4	1	4	1	4	1	4	1	4	1	4	1
G-06	982	890	611	153	589	181	617	156	595	177	611	159	612	159	575	188	602	167
IBA	36	32	641	129	630	137	642	129	617	151	630	136	630	140	602	162	623	145
LINC:1	378	330	22	3	20	5	21	5	20	5	20	5	20	5	20	5	20	5
LP-01:1	929	847	225	70	219	77	234	62	223	71	228	66	221	71	205	87	220	72
LP-02:1	360	331	559	164	532	183	559	162	548	167	554	155	552	161	508	205	551	165
OPHIR	20	14	230	66	225	74	242	54	234	62	239	54	229	67	218	78	231	64
RV-01:1, RV-01:2	323	279	9	2	8	3	6	5	8	3	9	2	9	2	8	3	10	1
SP-01	1182	1065	208	41	200	47	204	44	197	50	201	45	201	44	197	50	201	46
SP-02	1004	939	740	161	722	180	743	155	732	164	739	156	731	163	691	210	728	167
SP-03	1208	1060	649	150	641	164	670	132	627	169	658	143	651	148	608	191	650	150
SP-04	1001	903	712	183	692	197	719	171	685	202	707	175	701	187	642	244	697	185
SP-05	859	776	643	134	618	154	646	125	627	143	639	130	641	127	585	185	622	149
SP-06	492	434	526	120	503	137	534	110	519	122	533	107	531	108	468	167	523	116
SP-07	1032	923	302	65	293	83	304	74	293	84	313	65	297	77	281	92	305	72
STK-01:1-01:2	250	234	640	154	594	194	633	153	601	180	630	154	633	152	585	200	623	160
STK-02:1-02:2	774	696	160	43	151	50	158	47	153	51	156	48	158	46	149	54	154	49
T-01	640	576	479	116	465	129	483	112	465	124	478	110	473	116	447	140	465	117
T-02	612	533	393	105	382	117	397	102	382	112	393	106	397	102	373	126	392	108
T-03:1-03:2	598	562	364	105	350	112	369	94	354	107	359	102	365	94	339	119	355	106
T-04:1-04:2	977	889	374	97	356	115	377	93	368	100	372	96	369	95	344	124	369	100
T-05	607	478	605	179	579	205	601	183	584	197	604	174	585	192	559	220	583	192
T-06	538	444	304	114	290	127	316	99	304	111	312	102	305	106	287	126	308	106
T-07	608	482	309	87	308	95	320	79	309	92	320	81	314	86	299	96	318	80
T-08	672	556	302	123	291	132	297	126	287	134	290	123	302	118	276	142	285	135

Elizabeth A. Hruby-Mills Judicial Retention		Keith A. Kelly Judicial Retention		Kent R. Holmberg Judicial Retention		Matthew D. Bates Judicial Retention		Steven K. Beck Judicial Retention		Susan H. Eisenman Judicial Retention		Todd Shaughnessy Judicial Retention	
YES	NO	YES	NO	YES	NO	YES	NO	YES	NO	YES	NO	YES	NO
61	19	66	17	64	19	64	21	60	22	63	20	59	22
22	1	21	2	21	1	21	2	21	2	22	0	20	2
15	2	14	3	15	2	15	2	14	3	15	2	15	2
82	12	81	13	82	12	82	13	82	12	78	16	80	14
0	0	0	0	0	0	0	0	0	0	0	0	0	0
0	0	0	0	0	0	0	0	0	0	0	0	0	0
0	0	0	0	0	0	0	0	0	0	0	0	0	0
4	0	4	0	4	0	4	0	4	0	4	0	4	0
535	169	527	173	532	166	536	168	540	153	524	167	529	159
71	28	75	24	75	24	77	24	77	23	70	30	75	25
33	10	36	8	35	9	35	9	36	6	37	6	37	6
608	201	644	165	652	157	646	170	655	153	620	189	634	172
942	270	962	256	981	234	956	266	982	233	969	242	964	251
619	216	620	213	623	208	634	210	649	180	638	190	640	192
4	1	4	1	4	1	4	1	4	1	4	1	4	1
601	169	597	174	608	162	595	179	604	160	599	163	599	161
603	161	619	147	621	146	620	154	642	122	621	142	632	133
20	5	20	5	20	5	20	5	17	8	20	5	20	5
223	72	217	75	216	74	220	74	218	72	218	75	217	72
538	175	540	175	549	163	531	180	550	161	534	179	550	162
217	78	232	63	233	62	238	61	233	63	227	68	232	62
9	2	7	4	8	3	8	4	8	4	8	3	8	3
195	52	202	45	201	46	201	46	202	43	198	46	203	41
698	197	723	174	731	169	717	181	729	165	715	175	731	162
634	166	640	162	644	158	629	170	644	153	624	171	647	150
685	199	698	187	704	180	690	197	712	169	701	181	700	182
626	150	623	151	625	140	625	141	623	139	632	133	619	145
511	126	509	130	519	116	520	120	522	111	514	122	522	115
278	100	293	85	304	72	288	86	305	66	289	84	300	68
615	168	623	161	622	161	602	181	629	157	625	158	624	160
152	50	155	49	159	45	151	54	155	45	154	46	160	39
461	127	457	129	461	127	458	134	467	114	460	125	465	117
386	114	385	115	392	108	389	111	396	102	390	111	394	99
355	104	351	107	346	111	349	116	360	101	352	109	354	102
356	113	367	102	371	96	362	113	373	99	368	107	372	100
572	202	588	188	581	193	568	207	587	179	563	202	592	177
300	111	298	113	295	118	296	120	304	109	305	111	301	109
311	87	311	89	319	80	306	95	317	80	315	81	315	84
287	129	285	136	288	128	280	136	295	123	296	120	288	129

Write-in Names Report

Tooele County General Election Nov 3

November 3, 2020

Electionware County, Electionware State

Heading	Candidate Name	
U.S. President and Vice President		Total Write-In Votes : 339
	Jade Simmons	5
	Brian Carroll	4
	Tom Hoefling	2
	President R. Boddie	1
	Claudelia J. Roze	0
	Eric C. Stoneham	0
	Princess Khadijah M. Jacob-Fambro	0
	Khadijah Maryam Jacob Sr.	0
	Katherine Forbes	0
	Not Assigned	327
Governor and Lt. Governor		Total Write-In Votes : 608
	Madeline Kazantzis	232
	Kristena M. Conlin	16
	Richard T. Whitney	5
	Ed Kennedy	0
	Tyler Scott Batty	0
	Gregory C. Johnson	0
	Not Assigned	355